

Investment Objective

The objective of the fund is to maximize returns on invested capital through investing a balanced and diversified portfolio of short-medium term fixed income.

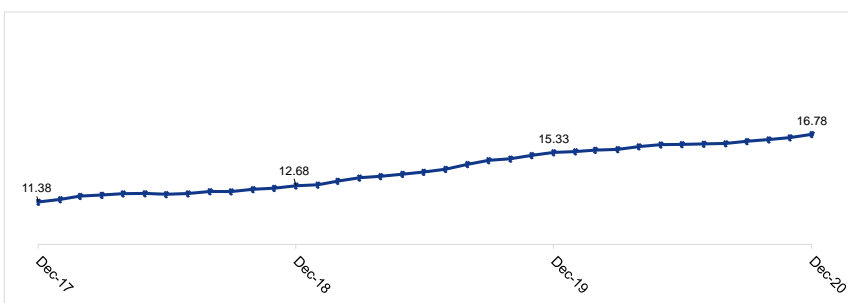
Investments in fixed income securities will focus on generating competitive interest rates and are denominated only in Egyptian pounds.

Performance Overview

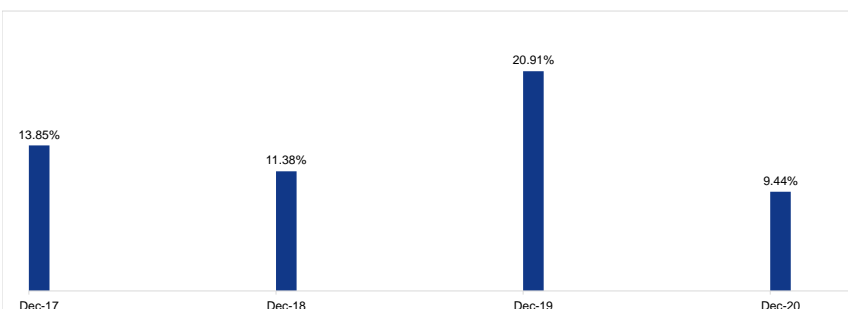
0.92%	Month To Date (MTD) ²	10.70%	1 Years Return
5.89%	Year To Date (YTD) ³	23.53%	2 Years Return
77.69%	Inception To date (ITD) ⁴	45.36%	3 Years Return

	NAV	Unit Price	Annualized EIR ⁵
Inception Amount	10 Mn.	10	-
Aug-21	2239.71 Mn.	17.77	13.23%

Unit price over 4 Years (EGP)



Y-O-Y Performance over 4 Years (%)



Economic Indicators

Inflation (Y-o-Y)		Egyptian stock market (EGX 30)		International Reserves (\$Bn)		EGP/USD		Oil Prices (Brent Crude) \$	
Jul-21	5.40%	Jul-21	10,742	Jul-21	40.61	Jul-21	15.77	Jul-21	76.33
Aug-21	5.70%	Aug-21	11,144	Aug-21	40.67	Aug-21	15.77	Aug-21	72.99

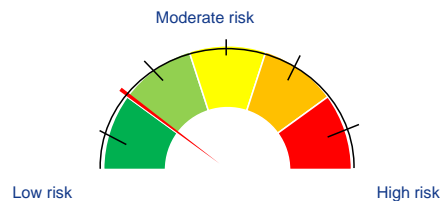
Disclaimer:

- Information herein is based on sources we believe to be accurate and reliable as at the date it was made. We reserve the right to revise any information herein at anytime without notice. No offer or solicitation to buy or sell securities and no investment advice or recommendation is made herein.
- Allianz Egypt total assets under management is approximately EGP 17.49 Bn. as at 31-Aug-21.
- Unit Linked funds are managed by Allianz Egypt.
- Allianz UL Funds' Net Asset Value is confirmed by Fund Data (fund administration company), Allianz UL Funds are audited by PWC.
- Allianz UL Funds are valued 4 times each month.

Footnotes :

- Investment Risk Level : Based on fund's guidelines and asset allocation.
- MTD represents month over month return calculated as (end of current month unit price/ end of last month unit price) -1.
- YTD represents Year To Date return calculated as (end of current month unit price / end of last year unit price) -1.
- ITD represents return since inception (Jan'17) calculated as (end of current month unit price / inception unit price) -1.
- Annualized EIR : effective interest rate since Jan'17
 $EIR \text{ represent average "inception to date" performance per year } (1+ITD)^{\frac{365}{(T1-T0)}} -1$
(T1 : current month date , T0 inception date of the fund)

Investment risk Indicator¹



Fund Guidelines

- 0% - 80% Treasury Bills and short term deposits
- 0% - 20% Real estate funds
- 20% - 100% Medium-long term Treasury & Corporate bonds

Fund Structure : Open-Ended Fund

Investment Allocation (%)

