

Investment Objective

The objective of the fund is to seek long term growth of the invested capital through investing in a diversified portfolio of assets mainly denominated in Egyptian Pounds.

The fund complies with the broad guidelines set for Shariah Compliance in Egypt¹, the Fund refrains from investing in alcohol, banking and entertainment stocks.

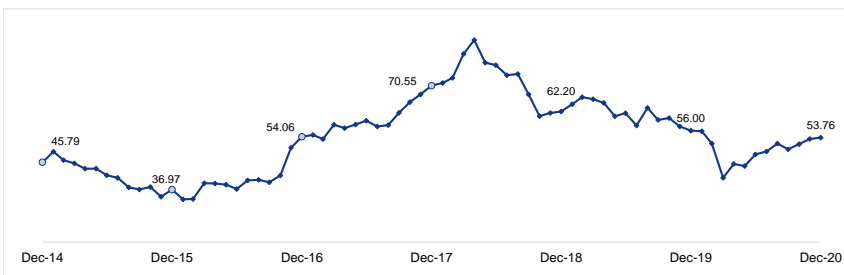
Equity investments will be in stocks listed on the Egyptian Stock Exchange seeking long-term capital growth through an active stock selection approach supported by the expertise of Allianz Egypt investment team.

Performance Overview

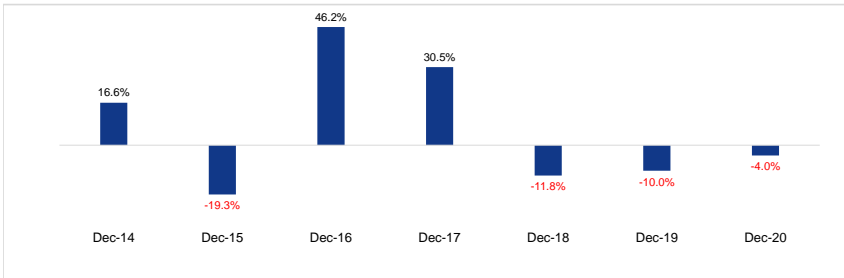
0.44%	Month To Date (MTD) ³	-24.55%	3 Years Return
4.29%	Year To Date (YTD) ⁴	39.69%	5 Years Return
460.64%	Inception To date (ITD) ⁵	13.37%	7 Years Return

	NAV	Unit Price	Annualized EIR ⁶
Inception Amount	0.2 Mn.	10	-
Aug-21	1011.37 Mn.	56.06	10.56%

Unit price over 7 Years (EGP)



Y-O-Y Performance over 7 Years (%)



Economic Indicators

Inflation (Y-o-Y)	Egyptian stock market (EGX 30)	International Reserves (\$Bn)	EGP/USD	Oil Prices (Brent Crude) \$
Jul-21: 5.40% ↑	Jul-21: 10,742 ↑	Jul-21: 40.61 ↑	Jul-21: 15.77 ↓	Jul-21: 76.33 ↓
Aug-21: 5.70% ↑	Aug-21: 11,144 ↑	Aug-21: 40.67 ↑	Aug-21: 15.77 ↓	Aug-21: 72.99 ↓

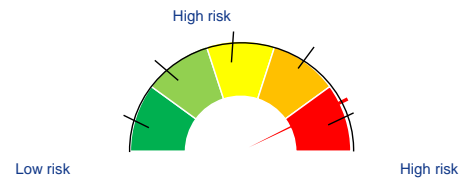
Disclaimer:

- Information herein is based on sources we believe to be accurate and reliable as at the date it was made.
- We reserve the right to revise any information herein at anytime without notice. No offer or solicitation to buy or sell securities and no investment advice or recommendation is made herein.
- Allianz Egypt total assets under management is approximately EGP 17.49 Bn. as at 31-Aug-21.
- Unit Linked funds are managed by Allianz Egypt, Allianz UL Funds are audited by PWC.
- Allianz UL Funds' Net Asset Value is confirmed by Fund Data (fund administration company).
- Allianz UL Funds are valued 4 times each month.

Footnotes :

- There is no Shariah Board assigned to review this Fund.
 - Investment Risk Level : Based on fund's guidelines and asset allocation.
 - MTD represents month over month return calculated as (end of current month unit price/ end of last month unit price) -1.
 - YTD represents Year To Date return calculated as (end of current month unit price / end of last year unit price) -1.
 - Return since inception (Jul'04) calculated as (end of current month unit price / inception unit price) -1.
 - Annualized EIR : effective interest rate since Jul'04
- EIR represent average "inception to date" performance per year $(1+ITD)^{(365/(T1-T0))}-1$.
(T1 : current month date , T0 inception date of the fund)

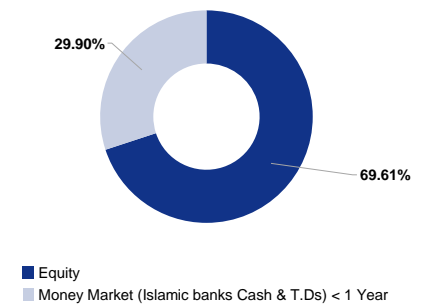
Investment risk Indicator²



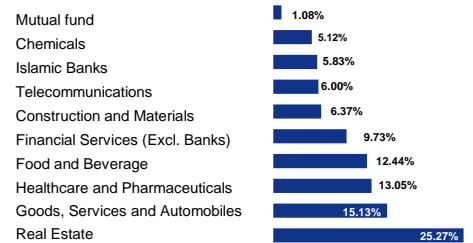
Fund Guidelines

20% - 100% In equity or equity mutual funds
0% - 80% In liquid or cash instruments
Refrains from investing in alcohol, banking and entertainment stocks.

Investment Allocation (%)



Sector Allocation - Equity (%)



Top 10 holdings - Equity (%)

