

AzLE Fund C EGP Balanced Fund

Investment Objective

The objective of the fund is to seek long term growth of the invested capital through investing in a balanced and diversified portfolio of assets mainly denominated in Egyptian Pounds.

Investments in fixed income securities will focus on generating competitive interest rates.

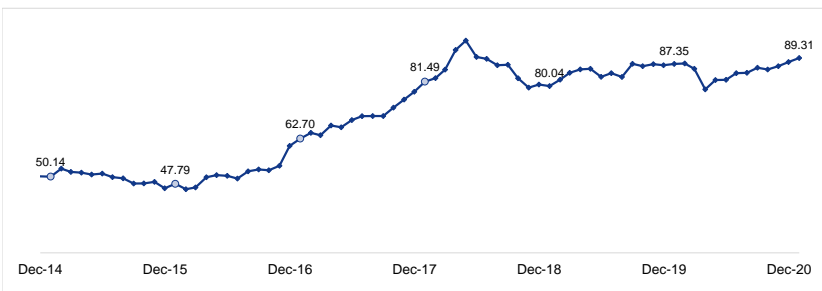
Equity investments will be in stocks listed on the Egyptian Stock Exchange seeking long-term capital growth and currency appreciation through an active stock selection approach.

Performance Overview

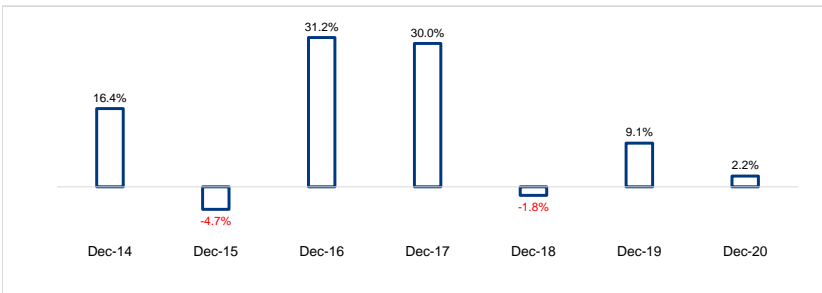
1.16%	Month To Date (MTD) ²	18.34%	3 Years Return
6.74%	Year To Date (YTD) ³	58.06%	5 Years Return
853.25%	Inception To date (ITD) ⁴	89.32%	7 Years Return

	NAV	Unit Price	Annualized EIR ⁵
Inception Amount	0.1 Mn.	10	-
Nov-21	1182.19 Mn.	95.33	11.82%

Unit price over 7 Years (EGP)








Y-O-Y Performance over 7 Years (%)



Economic Indicators

Inflation (Y-o-Y)		Egyptian stock market (EGX 30)		International Reserves (\$Bn)		EGP/USD		Oil Prices (Brent Crude) \$	
Oct-21	6.30% ↓	Oct-21	11,420 ↓	Oct-21	40.85 ↑	Oct-21	15.78 ↑	Oct-21	84.34 ↓
Nov-21	5.60% ↓	Nov-21	11,396 ↓	Nov-21	40.91 ↑	Nov-21	15.78 ↑	Nov-21	70.57 ↓

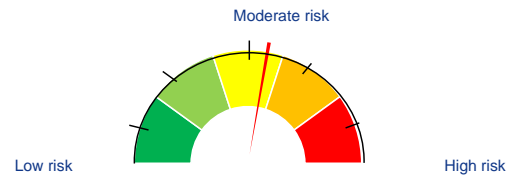
Disclaimer:

-  Information herein is based on sources we believe to be accurate and reliable as at the date it was made. We reserve the right to revise any information herein at anytime without notice. No offer or solicitation to buy or sell securities and no investment advice or recommendation is made herein.
-  Allianz Egypt total assets under management is approximately EGP 17.23 Bn as at 30-Nov-21.
-  Unit Linked funds are managed by Allianz Egypt.
-  Allianz UL Funds' Net Asset Value is confirmed by Fund Data (fund administration company), Allianz UL Funds are audited by PWC.
-  Allianz UL Funds are valued 4 times each month.

Footnotes :

- ⁽¹⁾ Investment Risk Level : Based on fund's guidelines and asset allocation.
- ⁽²⁾ MTD represents month over month return calculated as (end of current month unit price/ end of last month unit price) -1.
- ⁽³⁾ YTD represents Year To Date return calculated as (end of current month unit price / end of last year unit price) -1.
- ⁽⁴⁾ ITD represents return since inception (Oct'01) calculated as (end of current month unit price / inception unit price) -1.
- ⁽⁵⁾ Annualized EIR : effective interest rate since Oct' 01
EIR represent average "inception to date" performance per year $(1+ITD)^{\frac{365}{(T1-T0)}}-1$.
(T1 : current month date , T0 inception date of the fund)

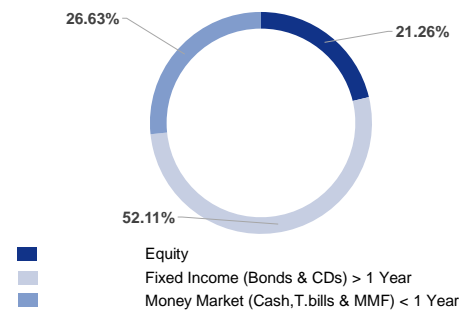
Investment risk Indicator¹



Fund Guidelines

- 20% - 50% In equity or equity mutual funds
- 50% - 80% In fixed income securities

Investment Allocation (%)



Sector Allocation - Equity (%)

