

Investment Objective

The objective of the fund is to seek long term growth of the invested capital through investing in a diversified portfolio of assets mainly denominated in Egyptian Pounds.

The fund complies with the broad guidelines set for Shariah Compliance in Egypt¹, the Fund refrains from investing in alcohol, banking and entertainment stocks.

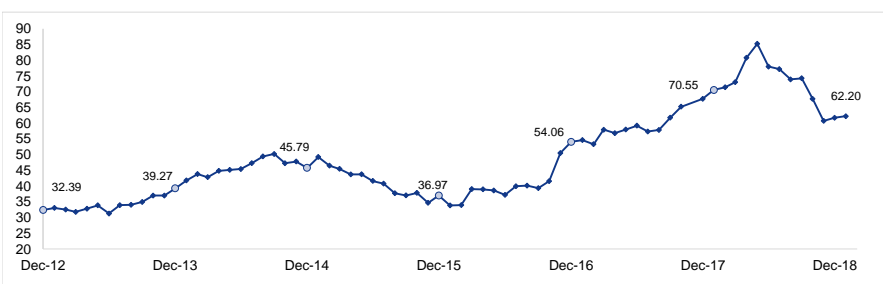
Equity investments will be in stocks listed on the Egyptian Stock Exchange seeking long-term capital growth through an active stock selection approach supported by the expertise of Allianz Egypt investment team.

Performance Overview

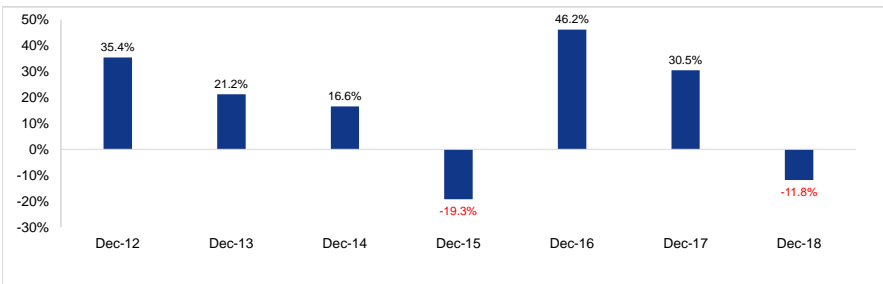
-6.45%	Month To Date (MTD) ³	44.41%	3 Years Return
-7.24%	Year To Date (YTD) ⁴	21.98%	5 Years Return
476.94%	Inception To date (ITD) ⁵	94.27%	7 Years Return

Inception Date	NAV	Unit Price	Annualized EIR ⁶
Jul-19	682.18 Mn.	57.69	12.32%

Unit price over 7 Years (EGP)



Y-O-Y Performance over 7 Years (%)



Economic Indicators

Inflation (Y-o-Y)		Egyptian stock market (EGX 30)		International Reserves (\$Bn)		EGP/USD		Oil Prices (Brent Crude) \$	
Jun-19	9.40%	Jun-19	14,100.74	Jun-19	44.35	Jun-19	16.75	Jun-19	66.55
Jul-19	8.70%	Jul-19	13,392.47	Jul-19	44.92	Jul-19	16.62	Jul-19	65.17

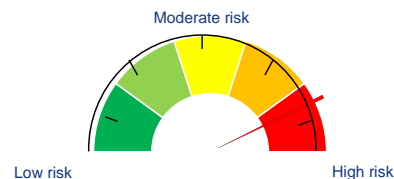
Disclaimer:

- Information herein is based on sources we believe to be accurate and reliable as at the date it was made. We reserve the right to revise any information herein at anytime without notice. No offer or solicitation to buy or sell securities and no investment advice or recommendation is made herein.
- Allianz Egypt total assets under management is approximately EGP 11.14 Bn. as at 31-Jul-19.
- Unit Linked funds are managed by Allianz Egypt, Allianz UL Funds are audited by PWC.
- Allianz UL Funds' Net Asset Value is confirmed by Fund Data (fund administration company).
- Allianz UL Funds are valued 4 times each month.

Footnotes :

- There is no Shariah Board assigned to review this Fund.
- Investment Risk Level : Based on fund's guidelines and asset allocation.
- MTD represents month over month return calculated as (end of current month unit price/ end of last month unit price) -1.
- YTD represents Year To Date return calculated as (end of current month unit price / end of last year unit price) -1.
- Return since inception (Jul'04) calculated as (end of current month unit price / inception unit price) -1.
- Annualized EIR : effective interest rate since Jul'04
EIR represent average "inception to date" performance per year $(1+ITD)^{(365/(T1-T0))}-1$.
(T1 : current month date , T0 inception date of the fund)

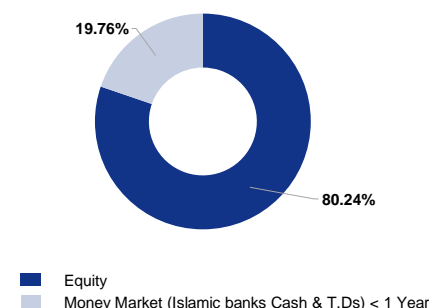
Investment risk Indicator²



Fund Guidelines

20% - 100% In equity or equity mutual funds.
0% - 80% In liquid or cash instruments.
Refrains from investing in alcohol, banking and entertainment stocks.

Investment Allocation (%)



Sector Allocation - Equity (%)

Sector	Percentage
Real Estate	27.8%
Construction and Materials	13.7%
Financial Services (Excl. Banks)	13.4%
Healthcare and Pharmaceuticals	12.2%
Goods, Services and Automobiles	5.8%
Food and Beverage	9.7%
Chemicals	7.9%
Islamic Banks	3.2%
Telecommunications	5.0%

Top 10 holdings - Equity (%)

Company	Percentage
EI Sewedy Electric	12.6%
SODIC	6.1%
Talaat Mostafa Group	5.7%
EFG Hermes	4.6%
Ezz Steel Co.	4.6%
Medinet Nasr	4.3%
Egyptian International Pharma.	4.2%
Heliopolis Housing	3.9%
Sidi Kerir Petrochemicals	3.1%
Palm Hills Developments	2.8%